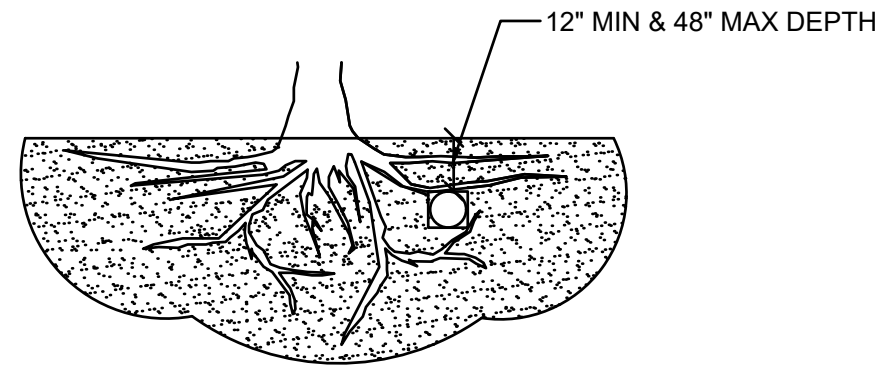


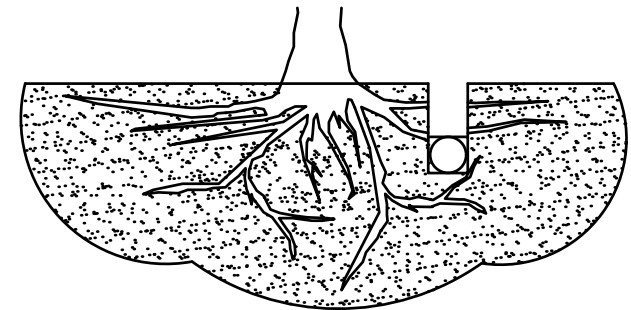
TREES THAT ARE MARKED TO BE PRESERVED ON A SITE PLAN AND FOR WHICH UTILITIES MUST PASS TROUGH THEIR ROOT PROTECTION ZONES MAY REQUIRE TUNNELING AS OPPOSED TO OPEN TRENCHES. THE DECISION TO TUNNEL WILL BE DETERMINED ON A CASE BY CASE BASIS BY THE ENGINEER.

TUNNELS SHALL BE DUG THROUGH THE ROOT PROTECTION ZONE IN ORDER TO MINIMIZE ROOT DAMAGE.

AN AIRSPADE SHALL BE USED WHEN CONSTRUCTION ACTIVITIES INCLUDE BORING, TRENCHING OR PLANTING NEW MATERIAL THROUGHOUT EXISTING ROOT ZONES



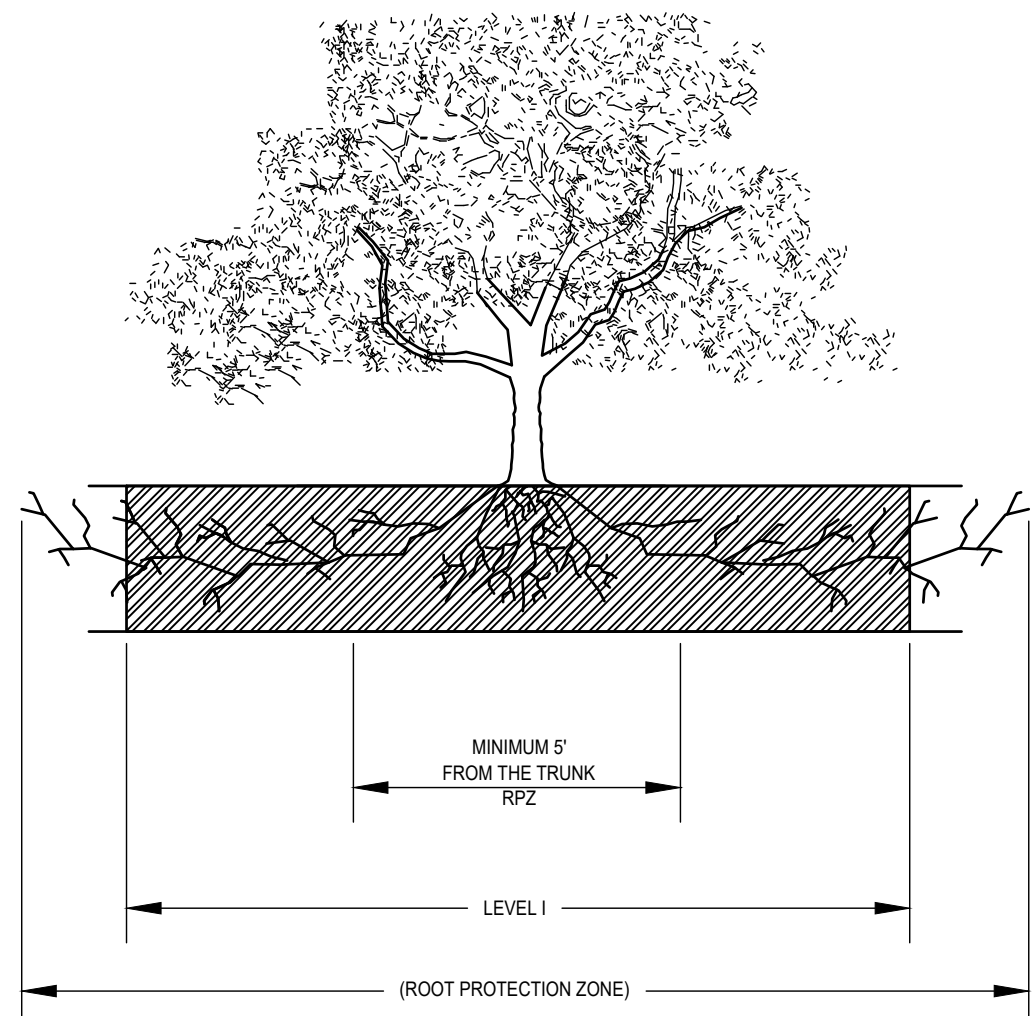
TUNNEL TO MINIMIZE ROOT DAMAGE (TOP) AS OPPOSED TO SURFACE-DUG TRENCHES IN ROOT PROTECTION ZONE WHEN THE 5' MINIMUM DISTANCE FROM TRUNK CAN NOT BE ACHIEVED.



OPEN TRENCHING MAY BE USED IF EXPOSED TREE ROOTS DO NOT EXCEED 3" OR ROOTS CAN BE BENT BACK.

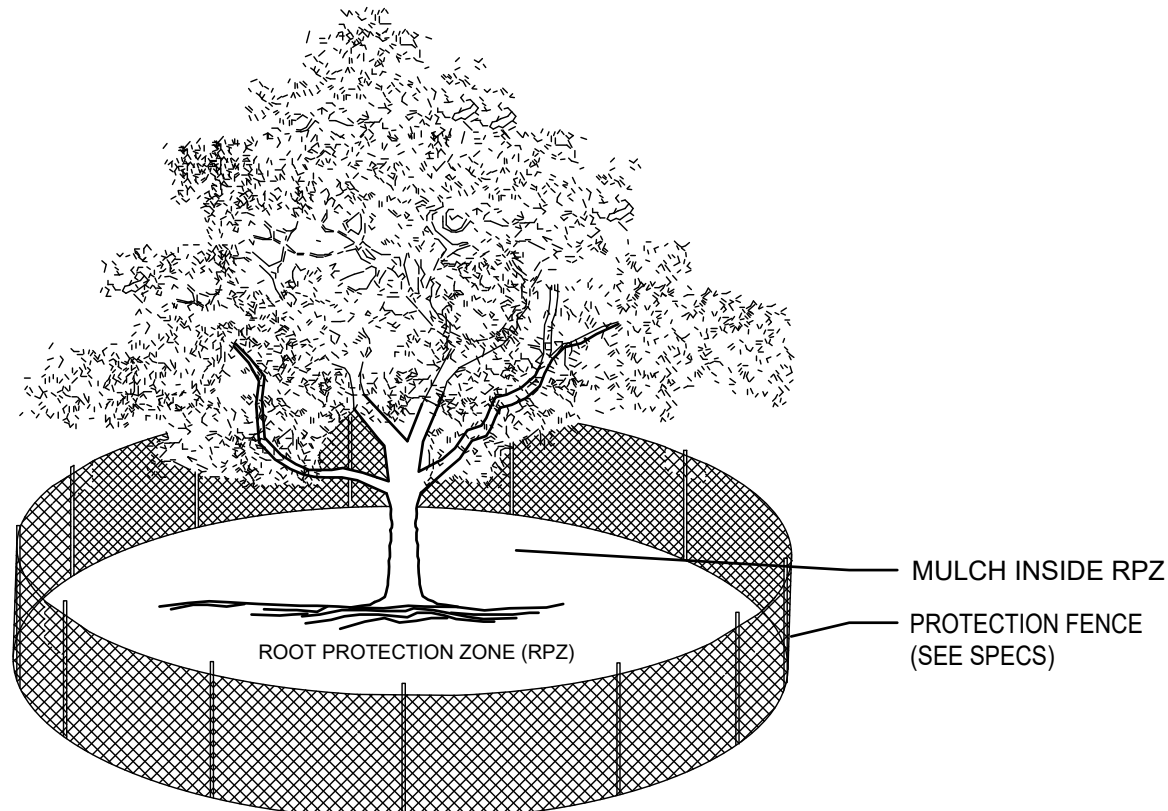
A BORING THROUGH ROOT PROTECTION ZONE

SCALE: NOT TO SCALE



C TREE PROTECTION FENCE - ELEVATION

SCALE: NOT TO SCALE

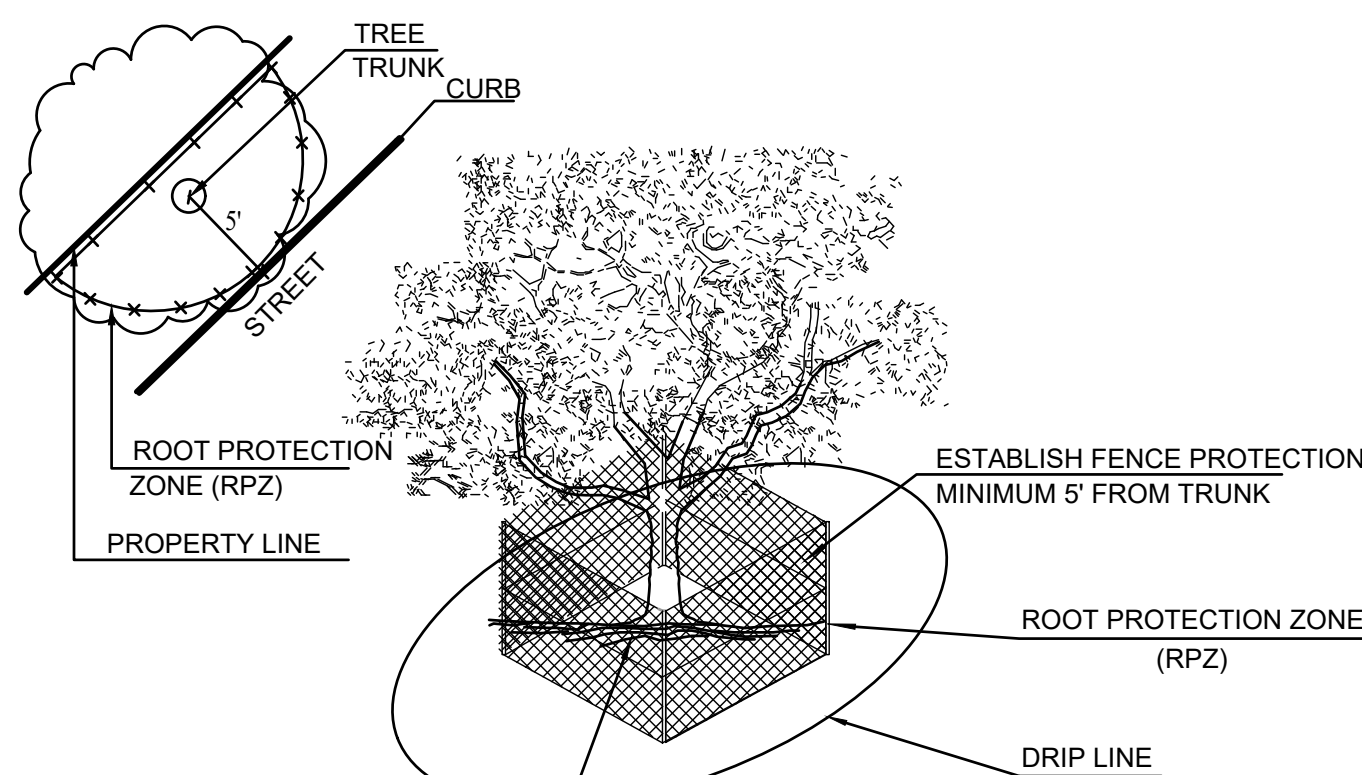


NOTES:

1. THE FENCING LOCATION SHOWN ABOVE IS DIAGRAMATIC ONLY AND WILL CONFORM TO THE DRIP LINE AND BE LIMITED TO PROJECT BOUNDARY. WHERE MULTIPLE ADJACENT TREES WILL BE ENCLOSED BY FENCING, THE FENCING SHALL BE CONTINUOUS AROUND ALL TREES.
2. FOR ACCEPTABLE FENCING MATERIALS SEE SPECIFICATIONS.

B TREE PROTECTION FENCE

SCALE: NOT TO SCALE



NOTES:

1. OPTION USED FOR TIGHT CONSTRUCTION AREAS OR WHEN CONSTRUCTION OCCURS IN ROOT PROTECTION ZONE.
2. FOR ACCEPTABLE FENCING MATERIALS SEE SPECIFICATIONS.

D TREE PROTECTION FENCE - TIGHT CONSTRUCTION

SCALE: NOT TO SCALE

TREE PROTECTION SPECIFICATIONS

MATERIALS

1. FABRIC: 4 FOOT HIGH ORANGE PLASTIC FENCING AS SHOWN ON THE PLANS AND SHALL BE WOVEN WITH 2 INCH MESH OPENINGS SUCH THAT IN A VERTICAL DIMENSION OF 23 INCHES ALONG THE DIAGONALS OF THE OPENINGS THERE SHALL BE AT LEAST 7 MESHES.
2. POSTS: POSTS SHALL BE A MINIMUM OF 72 INCHES LONG AND STEEL "T" SHAPED WITH A MINIMUM WEIGHT OF 1.3 POUNDS PER LINEAR FOOT.
3. TIE WIRE: WIRE FOR ATTACHING THE FABRIC TO THE T-POSTS SHALL BE NOT LESS THAN NO. 12 GAUGE GALVANIZED WIRE.
4. USED MATERIALS: PREVIOUSLY-USED MATERIALS, MEETING THE ABOVE REQUIREMENTS AND WHEN APPROVED BY THE OWNER, MAY BE USED.

CONSTRUCTION METHODS


1. ALL TREES AND SHRUBS SHOWN TO REMAIN WITHIN THE PROXIMITY OF THE CONSTRUCTION SITE SHALL BE PROTECTED PRIOR TO BEGINNING ANY DEVELOPMENT ACTIVITY.
2. EMPLOY THE SERVICES OF AN ISA (INTERNATIONAL SOCIETY OF ARBORICULTURE) CERTIFIED ARBORIST AND OBTAIN ALL REQUIRED PERMITS TO PRUNE THE EXISTING TREES FOR CLEANING, RAISING AND THINNING, AS MAY BE REQUIRED.
3. PROTECTIVE FENCING SHALL BE ERECTED OUTSIDE THE CRITICAL ROOT ZONE (CRZ, EQUAL TO 1' FROM THE TRUNK FOR EVERY 1" OF DBH) AT LOCATIONS SHOWN IN THE PLANS OR AS DIRECTED BY THE LANDSCAPE CONSULTANT AND/OR CITY ARBORIST, AND IN ACCORDANCE WITH THE DETAILS SHOWN ON THE PLANS. FENCING SHALL BE MAINTAINED AND REPAIRED BY THE CONTRACTOR DURING SITE CONSTRUCTION. TREES IN CLOSE PROXIMITY SHALL BE FENCED TOGETHER, RATHER THAN INDIVIDUALLY.
4. PROTECTIVE FENCE LOCATIONS IN CLOSE PROXIMITY TO STREET INTERSECTIONS OR DRIVES SHALL ADHERE TO THE APPLICABLE JURISDICTION'S SIGHT DISTANCE CRITERIA.
5. THE PROTECTIVE FENCING SHALL BE ERECTED BEFORE SITE WORK COMMENCES AND SHALL REMAIN IN PLACE DURING THE ENTIRE CONSTRUCTION PHASE.
6. THE INSTALLATION POSTS SHALL BE PLACED EVERY 6 FEET ON CENTER AND EMBEDDED TO 18 INCHES DEEP. MESH FABRIC SHALL BE ATTACHED TO THE INSTALLATION POSTS BY THE USE OF SUFFICIENT WIRE TIES TO SECURELY FASTEN THE FABRIC TO THE T-POSTS TO HOLD THE FABRIC IN A STABLE AND UPRIGHT POSITION.
7. WITHIN THE CRZ:
 - a. DO NOT CLEAR, FILL OR GRADE IN THE CRZ OF ANY TREE.
 - b. DO NOT STORE, STOCKPILE OR DUMP ANY JOB MATERIAL, SOIL OR RUBBISH UNDER THE SPREAD OF THE TREE BRANCHES.
 - c. DO NOT PARK OR STORE ANY EQUIPMENT OR SUPPLIES UNDER THE TREE CANOPY.
 - d. DO NOT SET UP ANY CONSTRUCTION OPERATIONS UNDER THE TREE CANOPY (SUCH AS PIPE CUTTING AND THREADING, MORTAR MIXING, PAINTING OR LUMBER CUTTING).
 - e. DO NOT NAIL OR ATTACH TEMPORARY SIGNS METERS, SWITCHES, WIRES, BRACING OR ANY OTHER ITEM TO THE TREES.
 - f. DO NOT PERMIT RUNOFF FROM WASTE MATERIALS INCLUDING SOLVENTS, CONCRETE WASHOUTS, ASPHALT TACK COATS (MC-30 OIL), ETC. TO ENTER THE CRZ. BARRIERS ARE TO BE PROVIDED TO PREVENT SUCH RUNOFF SUBSTANCES FROM ENTERING THE CRZ WHENEVER POSSIBLE, INCLUDING IN AN AREA WHERE RAIN OR SURFACE WATER COULD CARRY SUCH MATERIALS TO THE ROOT SYSTEM OF THE TREE.
8. ROUTE UNDERGROUND UTILITIES TO AVOID THE CRZ. IF DIGGING IS UNAVOIDABLE, BORE UNDER THE ROOTS, OR HAND DIG TO AVOID SEVERING THEM.
9. WHERE EXCAVATION IN THE VICINITY OF TREES MUST OCCUR, SUCH AS FOR IRRIGATION INSTALLATION, PROCEED WITH CAUTION, AND USING HAND TOOLS ONLY.
10. THE CONTRACTOR SHALL NOT CUT ROOTS LARGER THAN ONE INCH IN DIAMETER WHEN EXCAVATION OCCURS NEAR EXISTING TREES. ALL ROOTS LARGER THAN ONE INCH IN

DIAMETER ARE TO BE CUT CLEANLY. FOR OAKS ONLY, ALL WOUNDS SHALL BE PAINTED WITH WOUND SEALER WITHIN 30 MINUTES

11. REMOVE ALL TREES, SHRUBS OR BUSHES TO BE CLEARED FROM PROTECTED ROOT ZONE AREAS BY HAND.
12. TREES DAMAGED OR KILLED DUE TO CONTRACTOR'S NEGLIGENCE DURING CONSTRUCTION SHALL BE MITIGATED AT THE CONTRACTOR'S EXPENSE AND TO THE PROJECT OWNER'S AND LOCAL JURISDICTION'S SATISFACTION.
13. ANY TREE REMOVAL SHALL BE APPROVED BY THE OWNER AND LOCAL JURISDICTION PRIOR TO ITS REMOVAL, AND THE CONTRACTOR SHALL HAVE ALL REQUIRED PERMITS FOR SUCH ACTIVITIES.
14. COVER EXPOSED ROOTS AT THE END OF EACH DAY WITH SOIL, MULCH OR WET BURLAP.
15. IN CRITICAL ROOT ZONE AREAS THAT CANNOT BE PROTECTED DURING CONSTRUCTION AND WHERE HEAVY TRAFFIC IS ANTICIPATED, COVER THE SOIL WITH EIGHT INCHES OF ORGANIC MULCH TO MINIMIZE SOIL COMPACTION. THIS EIGHT INCH DEPTH OF MULCH SHALL BE MAINTAINED THROUGHOUT CONSTRUCTION.
16. WATER ALL TREES IMPACTED BY CONSTRUCTION ACTIVITIES, DEEPLY ONCE A WEEK DURING PERIODS OF HOT DRY WEATHER. SPRAY TREE CROWNS WITH WATER PERIODICALLY TO REDUCE DUST ACCUMULATION ON THE LEAVES.
17. WHEN INSTALLING CONCRETE ADJACENT TO THE ROOT ZONE OF A TREE, USE A PLASTIC VAPOR BARRIER BEHIND THE CONCRETE TO PROHIBIT LEACHING OF LIME INTO THE SOIL.
18. CONTRACTOR SHALL REMOVE AND DISPOSE OF ALL TREE PROTECTION FENCING WHEN ALL THREATS TO THE EXISTING TREES FROM CONSTRUCTION-RELATED ACTIVITIES HAVE BEEN REMOVED.

TREE RELOCATION GUIDELINES

1. TREES SHALL NOT BE UNNECESSARILY DAMAGED DURING REMOVAL, TRANSPORT OR REPLANTING OF THE TREE.
2. IF THE TREE HAS A DORMANT PERIOD, THEY SHOULD BE TRANSPLANTED DURING THAT TIME. TREES SHOULD NOT BE TRANSPLANTED DURING PERIODS OF STRONG WINDS, DRY WINTER WINDS OR DURING DROUGHT.
3. ADEQUATE SPACES FOR ROOT AND CROWN DEVELOPMENT SHALL BE PROVIDED.
4. TREES SHALL BE ROOT AND CANOPY PRUNED IN ACCORDANCE WITH SOUND ARBORICULTURAL STANDARDS PRIOR TO TRANSPLANTING.
5. DURING AND FOLLOWING TRANSPLANTING, THE ROOT BALL AND TRUNK SHALL BE PROTECTED. THE ROOT BALL MUST BE KEPT MOIST AT ALL TIMES.
6. TRANSPLANTED TREES SHALL BE BRACED FOR A MINIMUM OF ONE (1) YEAR.
7. TRANSPLANTED TREES SHALL NOT BE FERTILIZED AT PLANTING TIME, BUT SHALL BE WATERED SUFFICIENTLY UNTIL THE TREE GROWTH IS REESTABLISHED.
8. ALL CROWN PRUNING SHALL BE DONE IN ACCORDANCE WITH "THE AMERICAN NATIONAL STANDARDS INSTITUTE A-300, TREE SHRUB AND OTHER WOODY PLANT MAINTENANCE-STANDARD PRACTICES", AND "Z-133.1 PRUNING, REPAIRING, MAINTAINING AND REMOVING TREES, AND CUTTING BRUSH-SAFETY REQUIREMENTS" OR PALM PRUNING IN ACCORDANCE WITH THE STANDARDS IN, RICHARD HARRIS, "ARBORICULTURE INTEGRATED MANAGEMENT OF LANDSCAPE TREES, SHRUBS AND VINES" AS AMENDED.
9. CONTRACTOR IS RESPONSIBLE FOR REGULAR WATERING AND MAINTENANCE OF TRANSPLANTED TREES DURING STORAGE PERIOD.



NOTE: BARRIER TO FORM CONTINUOUS CIRCLE AROUND THE TREE OR GROUP OF TREES. SEE LANDSCAPE PLAN FOR LOCATION OF TREES TO REMAIN.

TREE PROTECTION DETAIL

LANDSCAPE STANDARDS

REVISIONS

BY	DATE
TCW	04/2010
AS	09/2021

URBAN FORESTRY
CITY OF POMPAÑO BEACH

SCALE: N.T.S.

TREE PROTECTION DETAIL

APPROVED BY:

URBAN FORESTER

DATE: SEP 2021

DWG. NO.

104-1

National Presence. Local Expertise.



EVERGREEN DESIGN GROUP
800.680.6630
www.evergreendesigngroup.com
FL LA 6666711


05/27/2025

TREE DISPOSITION SPECIFICATIONS & DETAILS

COMMERCIAL TENANT IMPROVEMENT PLANS

Office Warehouse

115 NW 16TH ST.
Pompano Beach, FL - 33060



Date Comment

Project Number

Date 07/15/2025

Drawn By RNK

Checked By MNB

TD2

P&Z

PZ25-12000014

10/22/2025